

Za koju djecu je ovaj zadatak?

- za dijete nakon 5 i pol godina
- za dijete koje može izdvojiti prvi i zadnji glas u riječima
- za dijete koje prepoznate neka slova

Cilj: rastavljanje i sastavljanje riječi od 3 glasa (glasovna analiza i sinteza)







Opis: Izrežite kružiće sa slovima.







1. Imenujte ono što vidite na sličicama i recite od kojih glasova se sastoji riječ. Pronađite odgovarajuća slova i zalijepite točnim redoslijedom ispod slike. (MIŠ - koje glasove čuješ? Kako bi to napisao/la, koja slova ti trebaju?)

Kako bismo djetetu pomogli u određivanju glasova određene riječi možemo produljiti i naglasiti glas koji dijete treba prepoznati. Npr. pUUUUUž. PUŽ. ili miŠŠŠŠŠ. MIŠ. Neka dijete samo pokuša izgovoriti i protegnuti zadnji glas.

Važno je da nakon toga, točno i bez naglašavanja ponovimo riječ kako bi dijete čulo točnu riječ bez iskrivljavanja i naglašavanja.

2. Također, možete vi reći niz glasova, dijete treba pogoditi riječ i pokazati odgovarajuću sličicu. Nakon toga zalijepiti slova ispod sličice. (Sad ću ti reći jednu riječ, a ti pogodi koja je to i pronadi sliku. N - O - S. To je...).







Three empty circles for labeling.




Three empty circles for labeling.



Three empty circles for labeling.









Three empty circles for labeling.



Three empty circles for labeling.



Three empty circles for labeling.



<p>P U Ž</p>	<p>M I Š</p>
<p>V U K</p>	<p>B I K</p>
<p>O K O</p>	<p>N O S</p>
<p>U H O</p>	<p>S I R</p>
<p>Z E C</p>	<p>M E D</p>
<p>N O Ž</p>	<p>S A T</p>
<p>Č A J</p>	<p>Š A L</p>
<p>K O NJ</p>	<p>L A V</p>
<p>Ž I R</p>	<p>D U H</p>

<p>B O R</p> <p>S O K</p> <p>P A S</p>	<p>K O Š</p> <p>R A K</p> <p>Z U B</p>
<p>○ ○ ○</p> <p>○ ○ ○</p> <p>○ ○ ○</p>	<p>○ ○ ○</p> <p>○ ○ ○</p> <p>○ ○ ○</p>
<p>○ ○ ○</p> <p>○ ○ ○</p> <p>○ ○ ○</p>	<p>○ ○ ○</p> <p>○ ○ ○</p> <p>○ ○ ○</p>